



D'Nealian<sup>®</sup>

*Handwriting*

Practice and Review


# Workbook



Letter Review

Connections Practice

Grammar and  
Writing Practice



Scott Foresman

5

# Alphabet Models

a b c d e f g h i j k l m n o

p q r s t u v w x y z

A B C D E F G H I J K L

M N O P Q R S T U V W

X Y Z

a b c d e f g h i j k l

m n o p q r s t u v w

x y z

A B C D E F G H I J K

L M N O P Q R S T U V

W X Y Z

1 2 3 4 5 6 7 8 9 10 . ? !

“ ” ‘ ’ , : ;

Name \_\_\_\_\_

## Keeping Loops in Letters

Forming letters correctly can help make your handwriting easier to read. Can you read this phrase?

*hurd of longhorn cattle*

The phrase says *herd of longhorn cattle*. It is difficult to read because the loops in some of the letters are missing. Write the phrase. Put in the missing loops.

These letters should have loops. Practice writing them.

*b e f g h j k l q r z*

All these words need loops in at least one of their letters. Write the words. Use loops.

saddlebag

frontier

lariat

wranglers

Write the sentences. Remember to keep the loops in your letters open.

A cowhand keeps a coiled lariat hanging from the saddle.  
Cowhands must be skilled ropers who know how to throw  
a lariat to catch the neck, horns, or legs of a steer.

Name \_\_\_\_\_

## Keeping Round Strokes Round

Notice what happens when the rounded curves of some letters are turned into sharp points. Write the words correctly.

sample

*sample*

survey

*survey*

number


*number*

Look at the round strokes below. Notice how some letters have a rounded curve at the top and some letters have a rounded curve at the bottom. Practice writing the letters.

*m n u v w y*

Write the sentences. Keep round strokes round.

You can take a survey of your friends' opinions. Choose a topic you want to find out about. Maybe you want to ask what their favorite movie or food is. Keep a record of how people answer. Later make a graph.



Name \_\_\_\_\_

### Connecting t, i, and l

The letters t, i, and l end with an uphill stroke. The letters h, r, and p begin with an uphill stroke. Connect the letters at the bottom line. Watch your spacing. Do not make the letters too close or too far apart. Write the connections.

th th  
ir ir  
lp lp



Write the words and sentences below.

purchase disease difficult  
prairie rivers salmon

Lewis and Clark explored the Louisiana Territory.

Sacajawea, a Shoshone woman, helped guide their group.

Name \_\_\_\_\_

### Connecting a, e, and u

Look at the letter pairs. Notice how they connect at the bottom line. When writing these pairs of letters, be sure that the height of the second letter is the same height as the first letter. Write the connections.

ai


ai

es

es

ur

ur



Write the words and sentences below.

wilderness

cattle

hills

sturdy

trains

settlers

The Oregon Trail stretched  
across mountains and deserts.

Oxen pulled the heavy wagons  
called prairie schooners.

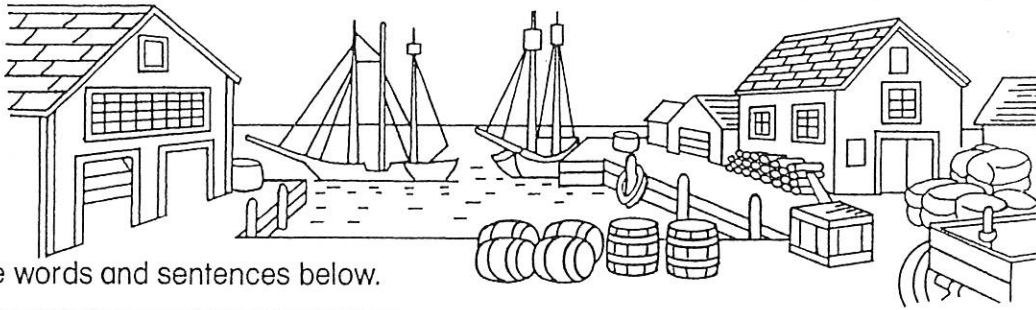
Name \_\_\_\_\_

## Connecting h, s, and c

The letters h, s, and c end with an uphill stroke. The letters o and m begin with an overhill stroke. Connect the letters at the bottom line. Curve up and over to make these connections.

Write the connections.

ho ho  
sm sm  
co co



Write the words and sentences below.

timber corn  
blacksmith hornbook  
Pilgrims freedom

Northern colonists became excellent shipbuilders.

New England started public schools in 1647.


Name \_\_\_\_\_

### Connecting p, r, and x

Look at the pairs of letters. Notice that they connect at the bottom line. When writing these pairs of letters, be sure that they are not spaced too far apart or too close together. Write the connections.

pr  
rn  
xp

pr  
rn  
xp



Write the words and sentences below.

cotton

exports

plantation

crafts

farming

needlework

Southern colonists raised rice  
and indigo.

They sold many products to  
England.



Name \_\_\_\_\_

### Connecting j, g, and z

The letters j, g, and z end with an overhill stroke. The letters e and r begin with an uphill stroke. When writing these letter pairs, be sure to keep the letters the same height. Write the connections.

je

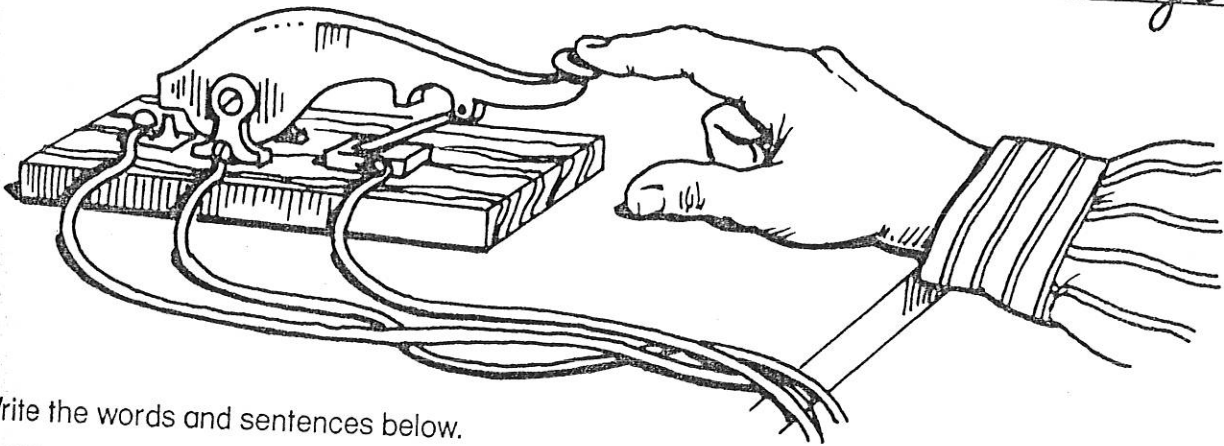
gr

ze

je

gr

ze



Write the words and sentences below.

original

zeal

telegram

amaze

project

gadget

Samuel Morse patented the telegraph in 1840.

It was the first tool to use electricity to send messages.


Name \_\_\_\_\_

## Connecting y, j, and g

Look at the pairs of letters. Notice that they connect at the bottom line. When writing these pairs of letters, be sure to slant both letters in the same direction. Write the connections.

ye  
ju  
ga

ye  
ju  
ga



Write the words and sentences below.

yesterday

junction

engineer

project

passenger

gates

Railroads were built during  
the Industrial Revolution.

The first locomotives got  
power from steam.

Name \_\_\_\_\_

### Connecting f, m, and q

The letters f, m, and q end with an uphill stroke. The letters o, e, and u connect at the bottom line. Watch the height of each letter when you make these connections. Use even spacing between letters. Write the connections.

fo  
me  
qu

fo  
me  
qu



Write the words and sentences below.

recycle

environment

ozone

industry

quit

forests

Everyone should save energy  
and fight for less pollution.


Using solar energy helps save  
fossil fuels.

Name \_\_\_\_\_

## Connecting d, n, and k

Look at the pairs of letters. Notice that they connect at the bottom line. When writing these letter pairs, be sure to keep the loops open in the letters e and k. Write the connections.

de de  
na na  
ks ks



Write the words and sentences below.

extinct natural  
habitat thanks  
endangered organizations

Parks and wildlife refuges  
provide homes for animals.


Land development can  
destroy animals' homes.

Name \_\_\_\_\_

## Connecting b

The letter **b** ends with a sidestroke. The letters **r**, **u**, and **o** change their shape. When connecting these letters, do not join them at the bottom line. Make the small letters half the size of the tall letters. Write the connections.

*br* *br*  
*bu* *bu*  
*bo* *bo*



Write the words and sentences below.

*blankets* *bunkhouses*  
*sombrero* *bronco*  
*beans* *bulls*

*Cowboys rode the western  
plains in the nineteenth  
century.*

*They rounded up cattle and  
drove big herds to market.*

Name \_\_\_\_\_

### Connecting w

Look at the pairs of letters. The letter w has a sidestroke. Notice that the shape of the second letter changes when it is written after a w. Remember that these letter pairs do not connect at the bottom line. They connect in the space between two lines. Write the connections.

*we* *we*  
*wh* *wh*  
*wi* *wi*



Write the words and sentences below.

*wagons* *west* *whoa*  
*wild* *wire* *windy*

*Ranching when the weather is bad has changed.*

*In winter, ranchers use helicopters to carry feed to cattle.*

Name \_\_\_\_\_

## Connecting v

The letter v ends with a sidestroke. The letters that come after v do not join at the bottom line. They join halfway between the top and the bottom line. Be sure to make all the small letters the same height. Write the connections.

vi


ve

vo

vi

ve

vo



Write the words and sentences below.

navigate

volunteer

vast

vision

observing

discover

Navigators used compasses to guide their ships.

They also observed the sun, moon, and constellations.

Name \_\_\_\_\_

## Connecting o

Look at the pairs of letters. Notice that there is an o in each pair.  
The letter o does not connect with other letters at the bottom line.  
It joins with the next letter in the space between the two lines. Be  
sure to keep the o closed. Write the connections.

ol

or

ou

ol

or


ou

Write the words and sentences below.

north

routes

boats



colony

fiords

historians

Leif Ericson, a Viking, may  
have landed in North  
America.

He may have started a  
settlement in Newfoundland.



Name \_\_\_\_\_

## Connecting b, o, and w

The letters b, o, and w end with a sidestroke. The letters a and n begin with an overhill stroke. When you connect these letters, the shape of the second letter changes. Be sure to slant the letters in the same direction. Write the connections.

ba


ba

on

on

wa

wa



Write the words and sentences below.

backbone

zoologist

octopus

crocodile

anemone

lobster

Sponges are invertebrates that live on the ocean floor.


Vertebrates such as salmon and whales also live in water.

Name \_\_\_\_\_

### Connecting b, v, and o

Look at the pairs of letters. Notice that the shape of the second letter changes when it is joined in the space between the lines. When writing these letters, make sure to close the o. Write the connections.

bo bo  
ve ve  
oo oo



Write the words and sentences below.

caribou frozen  
survival plover  
wolverine goose

Many birds and other animals live in the Arctic.

The snowy owl and the arctic hare live near the North Pole.

Name \_\_\_\_\_

## A Persuasive Letter

When you state your opinion and then try to convince others to agree with it, you are writing a persuasive paragraph. Sometimes the persuasive paragraph is in a letter.

≡	Make a capital.
/	Make a small letter.
^	Add something.
∩	Take out something.
△	Add a period.
¶	New paragraph.

Read the persuasive letter. Mark the errors that need to be corrected. Find three comma errors, three capitalization errors, and one error in subject-verb agreement .

october 5 200\_\_\_\_\_

dear Mr. Burton

All our students should volunteer in our community every Saturday morning. Students are happy to help others. Everyone need to learn important skills and responsibility. Most of all, we can all be useful to people who need a helping hand.

sincerely  
Tom Eng

Writing Tip: Support your opinion with good reasons.



What new activity or program would you like to start for you and your classmates? Write a letter to a school or community official persuading him or her to consider your idea. Remember to use more space between words than between letters.

---

---

---

---

---

---

---

---

